

## AQAR 2.7.1

An online survey was done among the students of Guru Nanak Khalsa College, Sultanpur Lodhi.

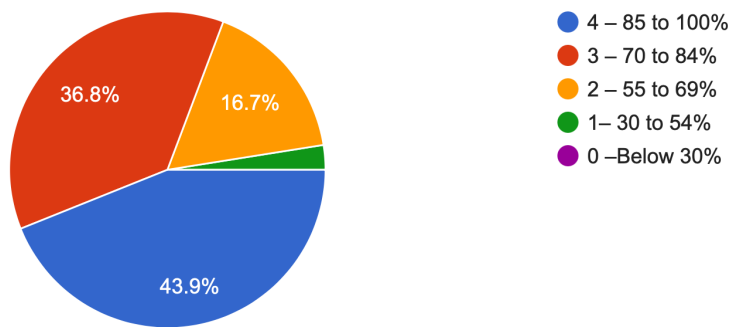
This survey was conducted to gather students' feedback on various aspects of their academic experience, including teaching effectiveness, campus infrastructure, learning resources, and opportunities for academic, cultural, and sports development. The questionnaire aimed to assess students' perspectives on the overall environment and facilities provided by the institution.

**Total Questions Asked: 22**

**Total Students Responded: 239**

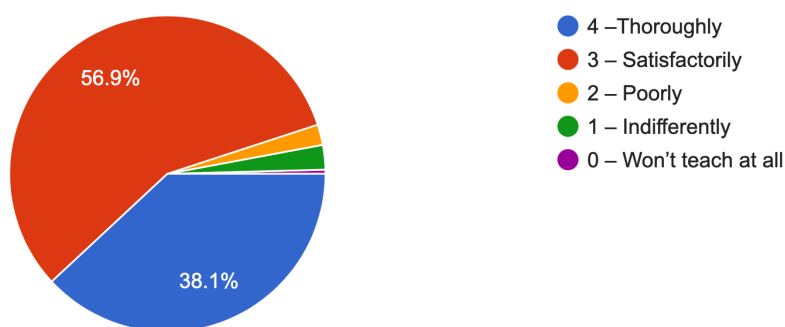
How much of the syllabus was covered in the class?

239 responses



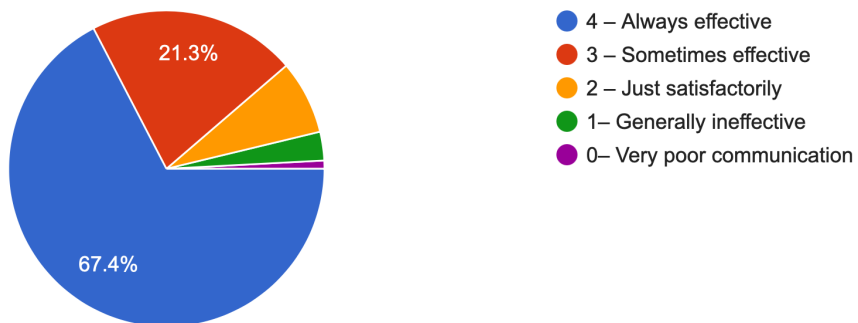
How well did the teachers prepare for the classes?

239 responses



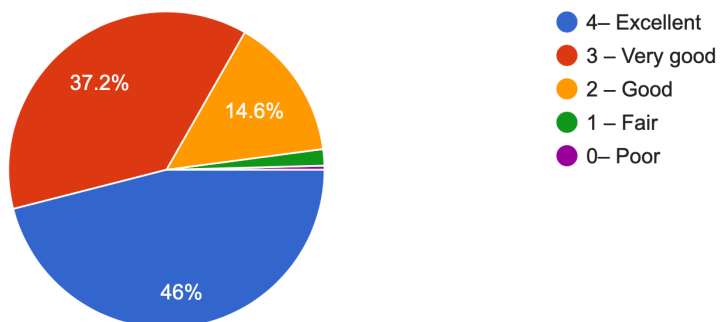
How well were the teachers able to communicate?

239 responses



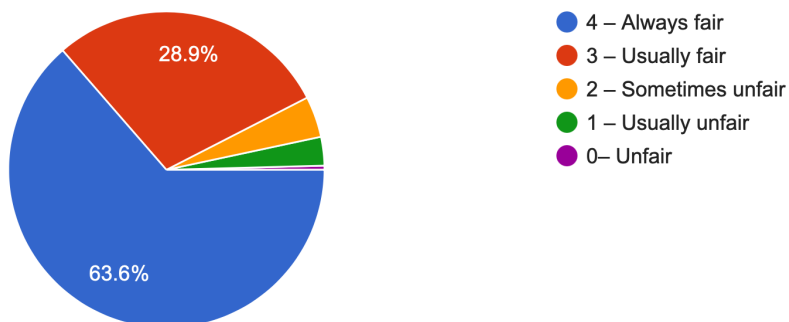
The teacher’s approach to teaching can best be described as

239 responses



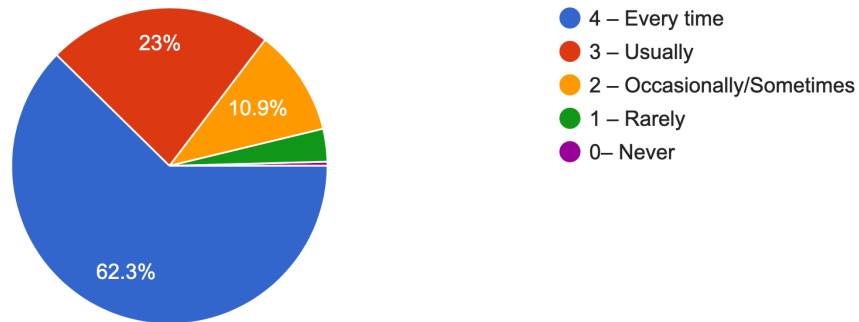
Fairness of the internal evaluation process by the teachers.

239 responses



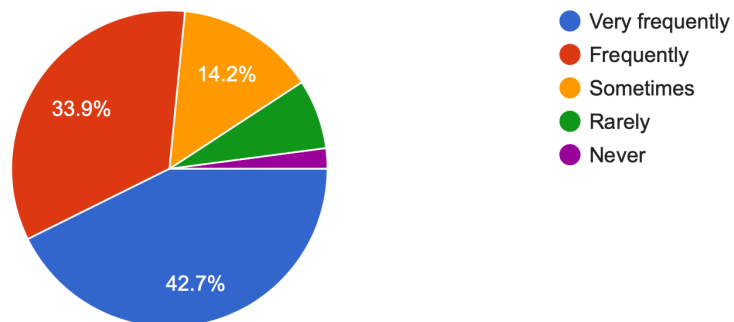
Was your performance in assignments discussed with you?

239 responses



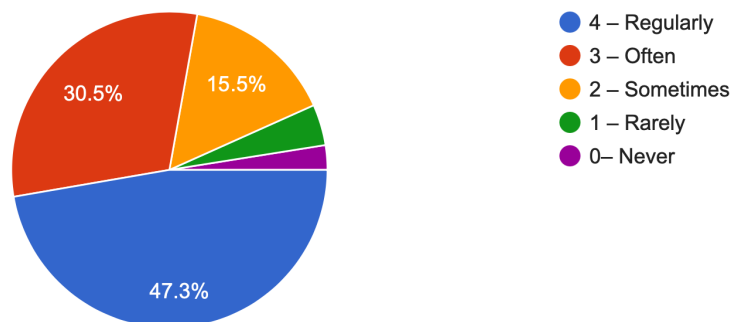
How often does the institution organize guest lectures, workshops, or industry interactions?

239 responses



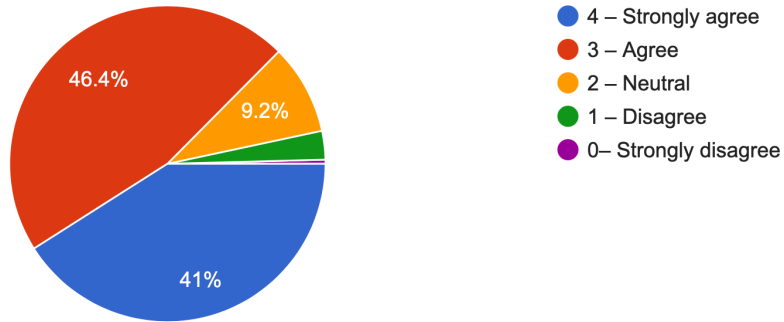
The institute takes an active interest in promoting internship, student exchange, and field visit opportunities for students.

239 responses



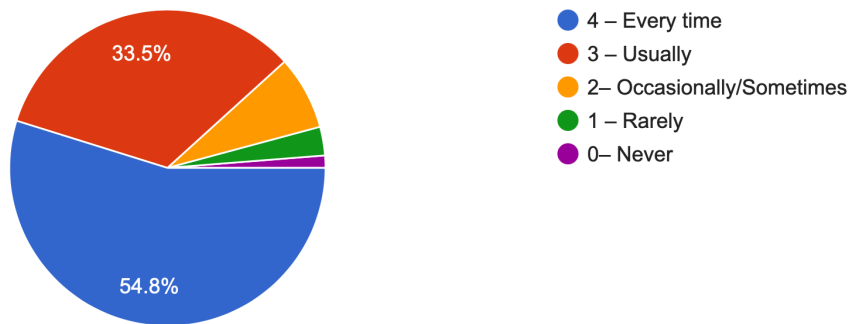
The institution provides multiple opportunities to learn and grow.

239 responses



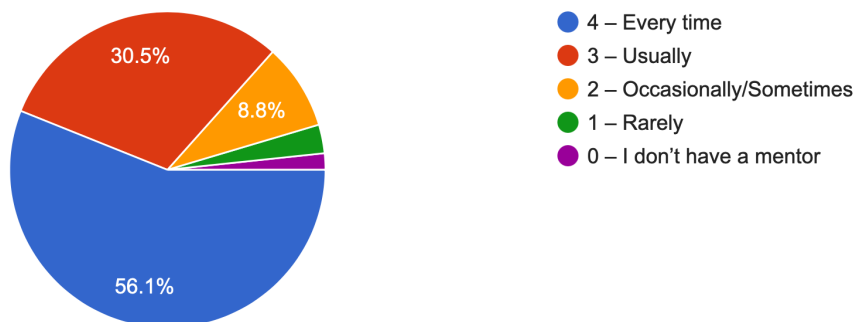
Teachers inform you about your expected competencies, course outcomes, and program outcomes.

239 responses



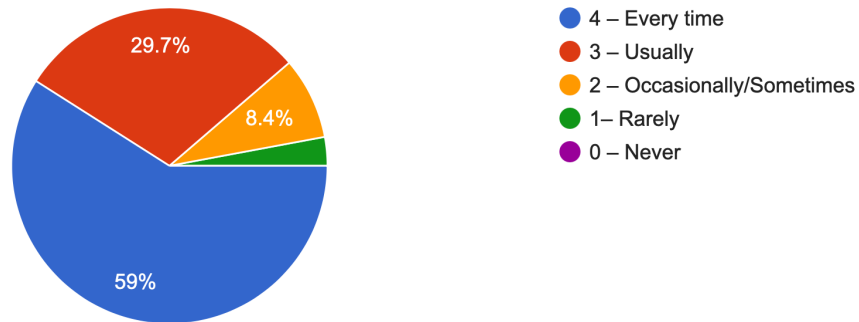
Your mentor does a necessary follow-up with an assigned task to you.

239 responses



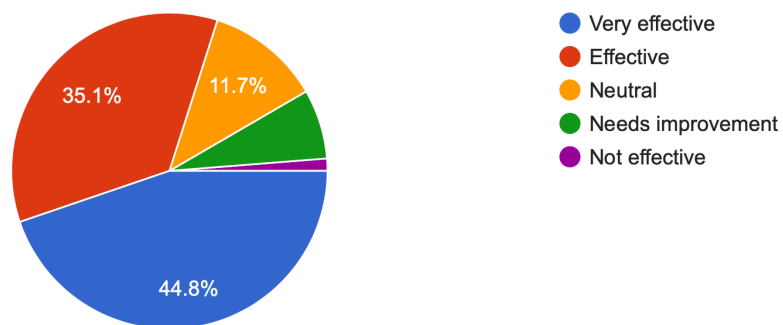
The teachers illustrate the concepts through examples and applications.

239 responses



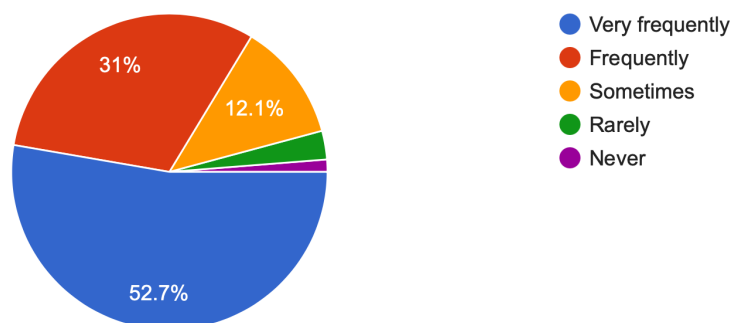
How effectively does the institution assist students in accessing scholarships, financial aid, or fee concessions?

239 responses



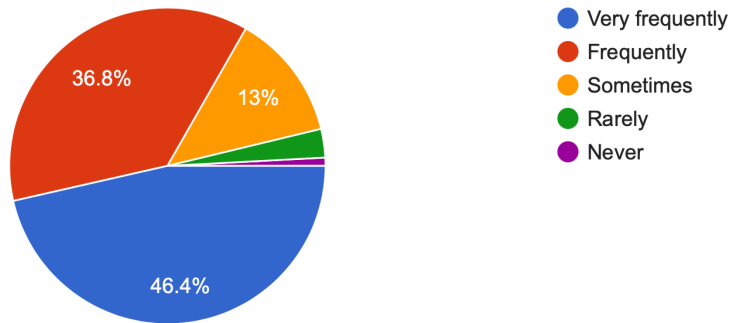
How well does the institution provide opportunities and a stage for students to participate in sports events, matches, and inter-college competitions?

239 responses



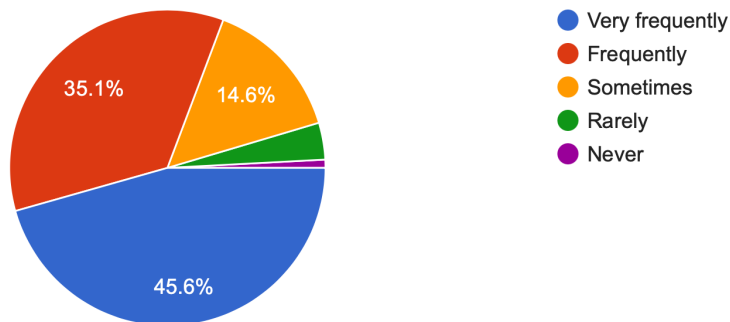
How well does the institution give students opportunities to take part in cultural events, fests, and fun activities?

239 responses



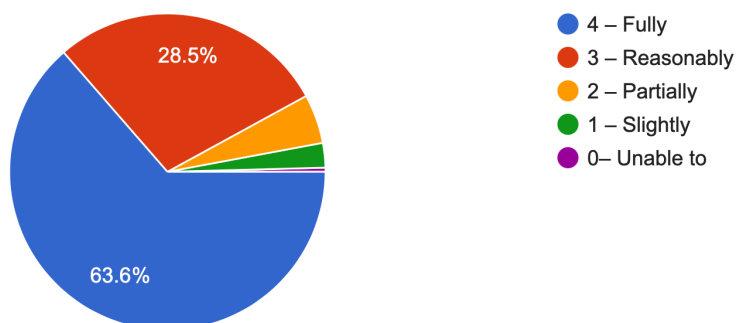
How often does the institution provide opportunities for students to participate in academic competitions, workshops, and special learning events?

239 responses



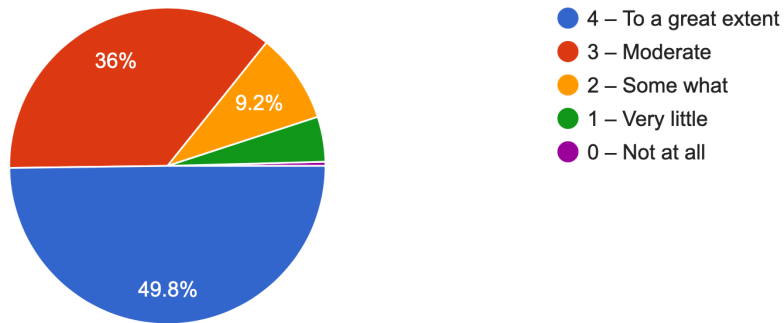
The teachers identify your strengths and encourage you with providing right level of challenges.

239 responses



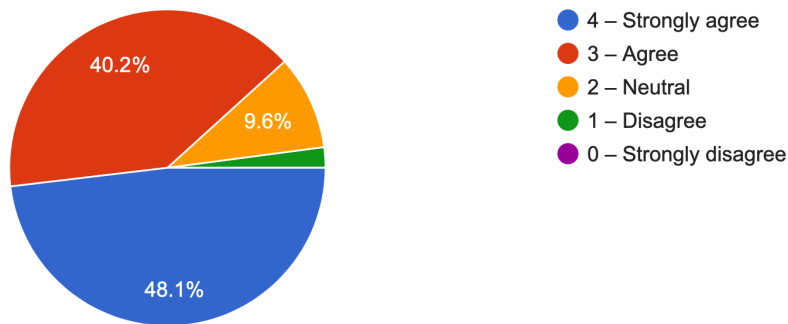
The institute/ teachers use student centric methods, such as experiential learning, participative learning and problem solving methodologies for enhancing learning experiences

239 responses



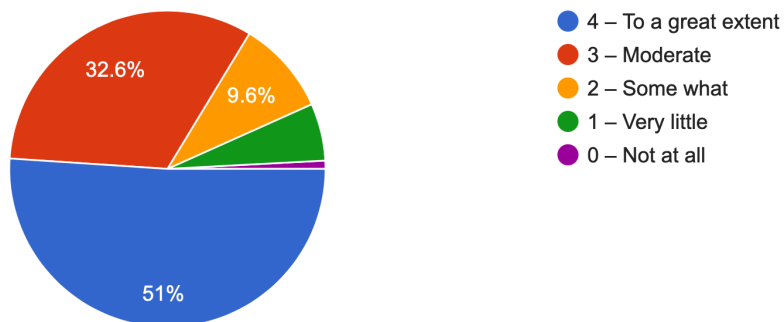
Teachers encourage you to participate in extracurricular activities.

239 responses



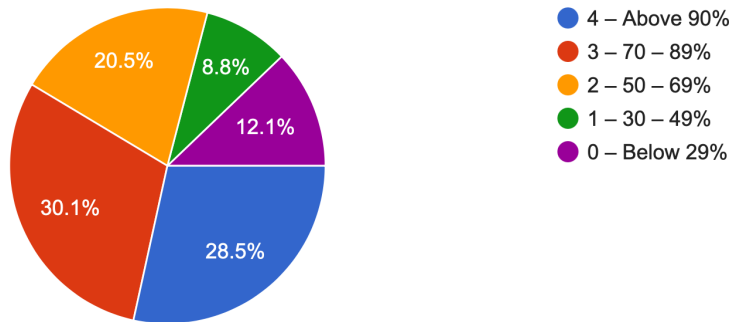
Efforts are made by the institute/ teachers to inculcate soft skills, life skills and employability skills to make you ready for the world of work.

239 responses



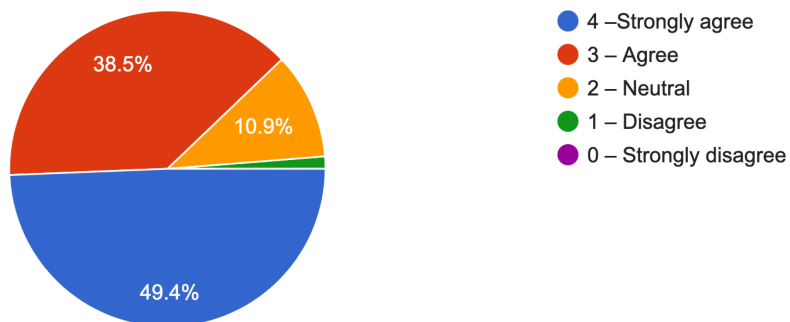
What percentage of teachers use ICT tools such as LCD projector, Multimedia, etc. while teaching.

239 responses



The overall quality of teaching-learning process in your institute is very good.

239 responses





## Data Accumulation:

The data reflects student satisfaction across various aspects of teaching, infrastructure, academic opportunities, and campus facilities.

PARAMETERS	Student's Positive Response (%)
How much of the syllabus was covered in the class?	80.7%
How well did the teachers prepare for the classes?	95%
How well were the teachers able to communicate?	88.7%
The teacher's approach to teaching can best be described as	83.2%
Fairness of the internal evaluation process by the teachers.	92.5%
Was your performance in assignments discussed with you?	85.3%
How often does the institution organize guest lectures, workshops, or industry interactions?	76.6%
The institute takes an active interest in promoting internship, student exchange, and field visit opportunities for students.	77.8%
The institution provides multiple opportunities to learn and grow.	87.4%
Teachers inform you about your expected competencies, course outcomes, and program outcomes.	88.3%
Your mentor does a necessary follow-up with an assigned task to you.	86.6%
The teachers illustrate the concepts through examples and applications.	88.7%
How effectively does the institution assist students in accessing scholarships, financial aid, or fee concessions?	79.9%
How well does the institution provide opportunities and a stage for students to participate in sports events, matches, and inter-college competitions?	83.7%
How well does the institution give students opportunities to take part in cultural events, fests, and fun activities?	83.2%
How often does the institution provide opportunities for students to participate in academic competitions, workshops, and special learning events?	80.7%
The teachers identify your strengths and encourage you with providing right level of challenges.	92.1%
The institute/ teachers use student centric methods, such as experiential learning, participative learning and problem solving methodologies for enhancing learning experiences	85.8%
Teachers encourage you to participate in extracurricular activities.	88.3%

PARAMETERS	Student's Positive Response (%)
Efforts are made by the institute/ teachers to inculcate soft skills, life skills and employability skills to make you ready for the world of work.	83.6%
What percentage of teachers use ICT tools such as LCD projector, Multimedia, etc. while teaching.	79.1%
The overall quality of teaching-learning process in your institute is very good.	87.9%

## Observation:

### It was observed that:

- More than 80% of students said that more than 70% of syllabus was covered in the class in the first few months of the session.
- 95% of the students were satisfied with the lecture preparation done by their teachers.
- 92.5% of students said that the internal evaluation process was conducted fairly by the teachers.
- 87.4% students agreed that the institution gave them the right opportunity to grow and learn
- 86.6% of students said that their mentor did a necessary follow-up with them regarding their work.
- 88.7% students said that teachers conducted their lectures using real life and practical examples for better understanding of the students.
- More than 83% of students agreed that the institution provide opportunities to participate in sports events, inter-college competitions as well as in cultural events, youth fests.
- 92.1% students said that their teachers help identify their strengths and encourage them by providing the the right challenges for them to solve.
- 85.8% of students said that the institute and the teachers use student centric methods for enhancing learning experiences.
- 79.1% students said that more than 50% of teachers use ICT tools for teaching in classes.

## Analysis:

- The institution will work towards providing more opportunities and the right platform for students to engage in cultural, sports and academic activities. Moreover, we will work on providing the right environment for students to grow and learn the right skills for the real world.
- More workshops and seminars will be added to help them with the right exposure to the world.
- More teachers will be encouraged to inculcate ICT tools in their lectures.